

preface	3	fretboard -> staff & name	103
how to use this workbook	4	frets 0-12	104
Q & A	7	tablature -> name	110
		frets 0-4	111
		frets 5-8	113
		frets 9-12	115
		frets 0-12	117
MAPPING DRILLS	32		
fretboard -> name	33	SOLUTIONS	121
frets 0-4	34	Q & A	122
frets 5-8	38	mapping drills	129
frets 9-12	42	fretboard -> name	129
frets 0-12	46	string & name -> fretboard	133
string & name -> fretboard	50	staff -> name	137
string 6	51	staff -> fretboard & name	141
string 5	53	fretboard -> staff & name	145
string 4	55	tablature -> name	147
string 3	57		
string 2	59	DIAGRAM TEMPLATES	150
string 1	61		
all strings	63		
staff -> name	67		
below staff	68		
on staff	72		
above staff	76		
full staff	80		
staff -> fretboard & name	84		
frets 0-4	85		
frets 5-8	91		
frets 9-12	97		

Answer the following questions in the spaces and on the diagrams provided. In questions where you must fill in the blanks, the blank space accepts one missing word only (or a compound word). **All questions are limited to frets 0–12, unless stated otherwise.** Questions are staged in no particular order of difficulty or topic. You can check your answers against those found in the SOLUTIONS section.

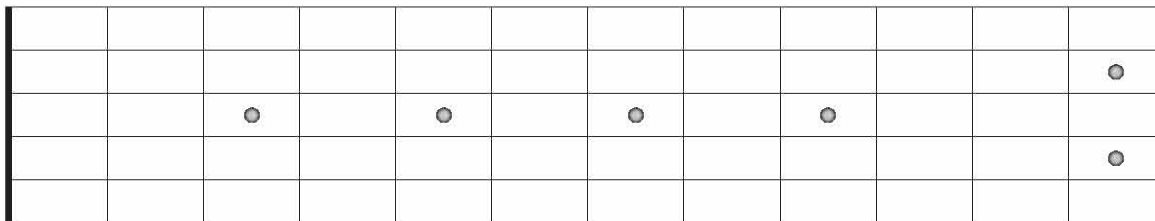
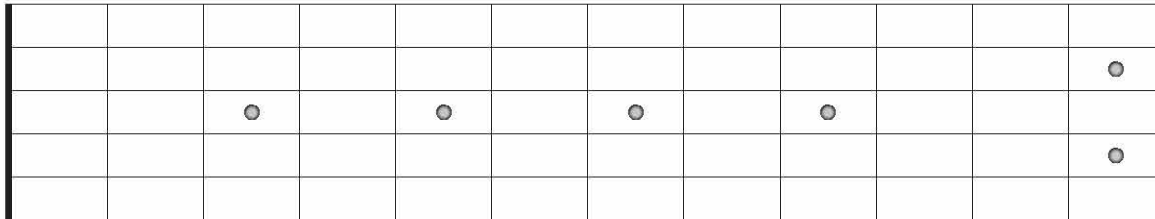
1. Complete this sentence:

In the musical alphabet, there is a step between every two consecutive notes except notes B and and notes and, between which there is only a step.

2. Name each string of the guitar with its letter name. Then write the string number associated with each string.

.....

3. Write all natural notes on the diagram for string 3. Repeat for string 6 on the subsequent diagram.



4. Complete this sentence:







On a string, the interval between two consecutive frets is a step, also called a

PROBLEM



SOLUTION





PROBLEM (FRETS 5-8)

SOLUTION

B \flat



frets 5-8 part 3 Copyrighted material

